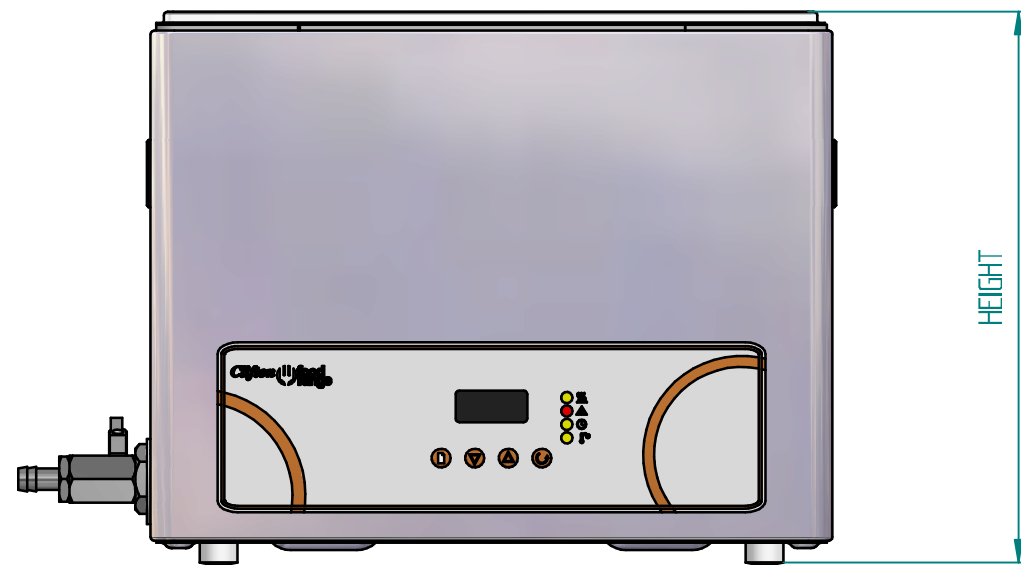
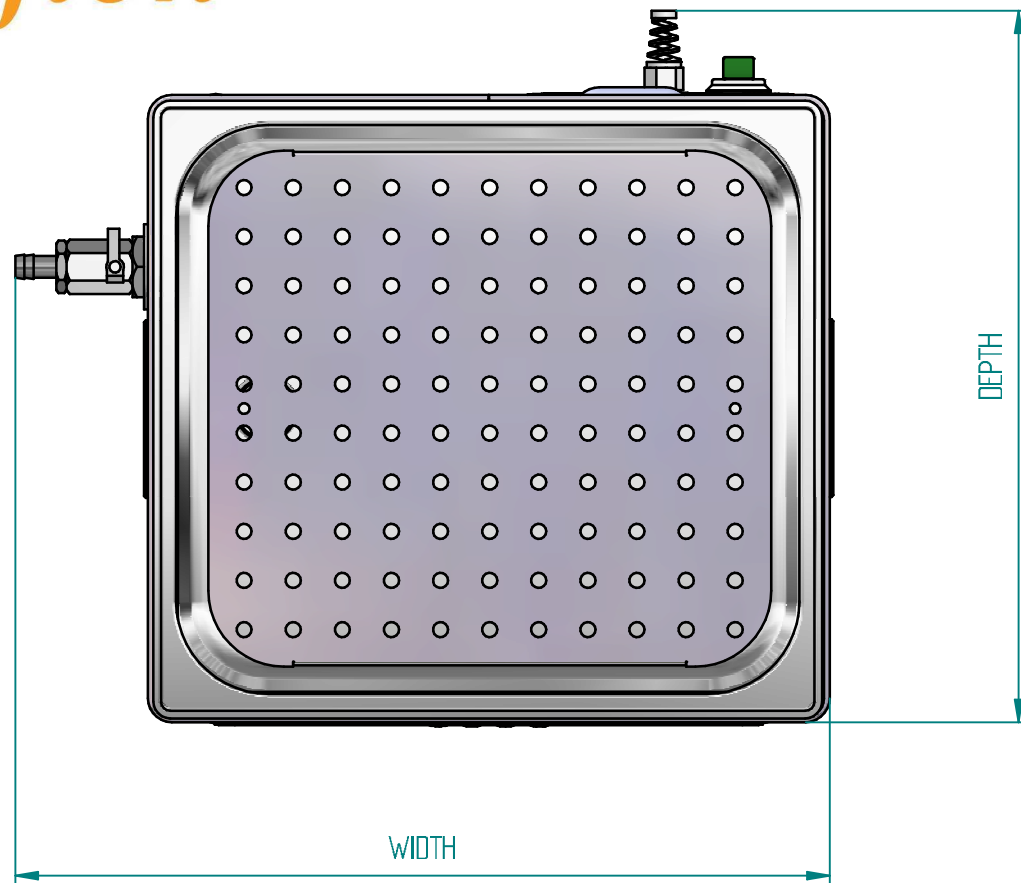


# Clifton



## UNSTIRRED WATERBATHS

| <u>MODEL</u> | <u>WIDTH INCLUDING TAP(S)</u> | <u>DEPTH INCLUDING CABLE GLAND</u> | <u>HEIGHT</u> |
|--------------|-------------------------------|------------------------------------|---------------|
| FL04D        | 330                           | 225                                | 290           |
| FL08D        | 403                           | 315                                | 290           |
| FL14D        | 431                           | 377                                | 290           |
| FL22D        | 612                           | 377                                | 290           |
| FL28D        | 612                           | 377                                | 290           |
| FL56D        | 725                           | 590                                | 290           |

## INTERNAL DIMS OF CHAMBERS

|          |     |     |     |
|----------|-----|-----|-----|
| 4 LITRE  | 300 | 152 | 150 |
| 8 LITRE  | 300 | 242 | 150 |
| 14 LITRE | 330 | 300 | 150 |
| 22 LITRE | 505 | 300 | 150 |
| 28 LITRE | 505 | 300 | 200 |
| 56 LITRE | 625 | 505 | 200 |

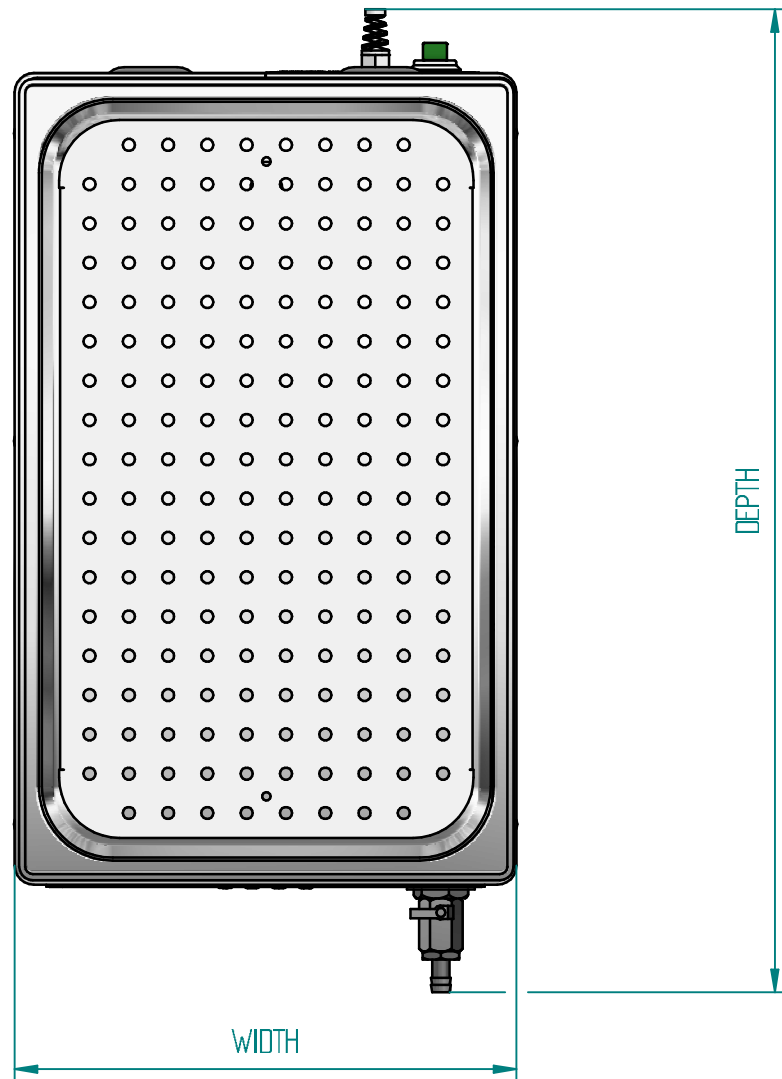
BEND ALLOWANCE U.O.S =  
 BRAKE PRESS BLADE USED U.O.S =  
 BRAKE PRESS 'V' USED U.O.S =

|       |            |              |            |      |      |
|-------|------------|--------------|------------|------|------|
| DRN   | MJC        | 19           | 04/01/2011 | 5450 | MJC  |
| DATE  | 12/12/2006 | ISSUE        | DATE       | MOD  | SIGN |
| SCALE | N.T.S      | SHEET 1 OF 4 |            |      |      |
| CHK'D | ACR        | DRG No. DIMS |            |      |      |

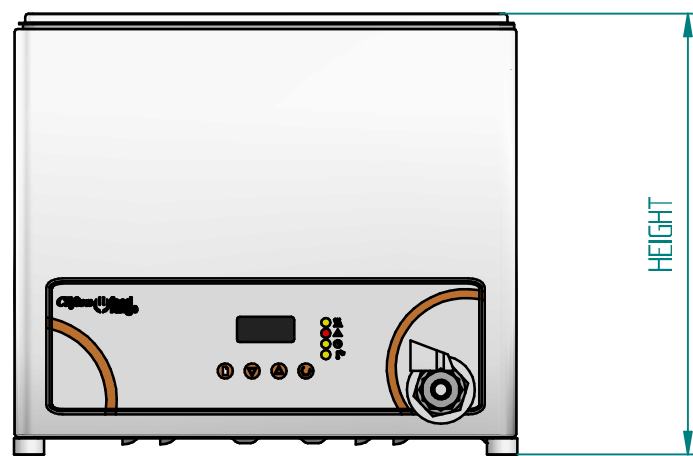
| DESCRIPTION   | FOODRANGE DIMENSIONS |       | TOLERANCES U.O.S |             |
|---------------|----------------------|-------|------------------|-------------|
| QF050/24/9/02 | MATERIAL             | _____ | HOLE DIA         | + 0.2 mm    |
|               | FINISH               | _____ | HOLE CTRS        | +/- 0.25 mm |
|               |                      |       | GENERAL          | +/- 0.50 mm |



# Clifton



| <b>DIMENSIONS</b>                |              |  |               |
|----------------------------------|--------------|--|---------------|
| <u>MODEL</u>                     | <u>WIDTH</u> | <u>DEPTH INCLUDING CABLE GLAND &amp; TAP</u> | <u>HEIGHT</u> |
| FLE28D                           | 332          | 652  | 290           |
| <b>INTERNAL DIMS OF CHAMBERS</b> |              |  |               |
| 28 LITRE                         | 300          | 505  | 200           |



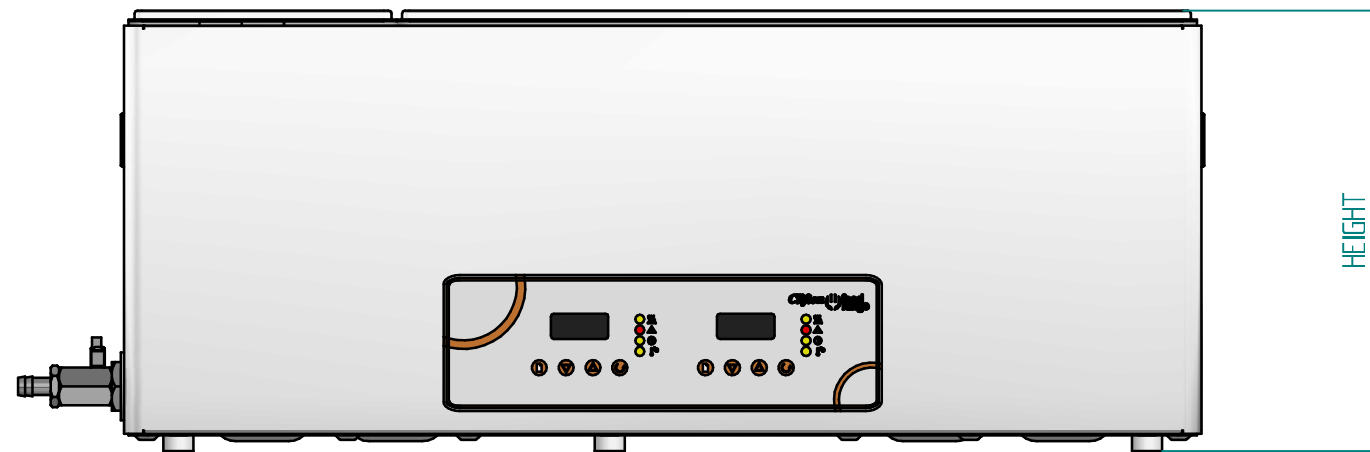
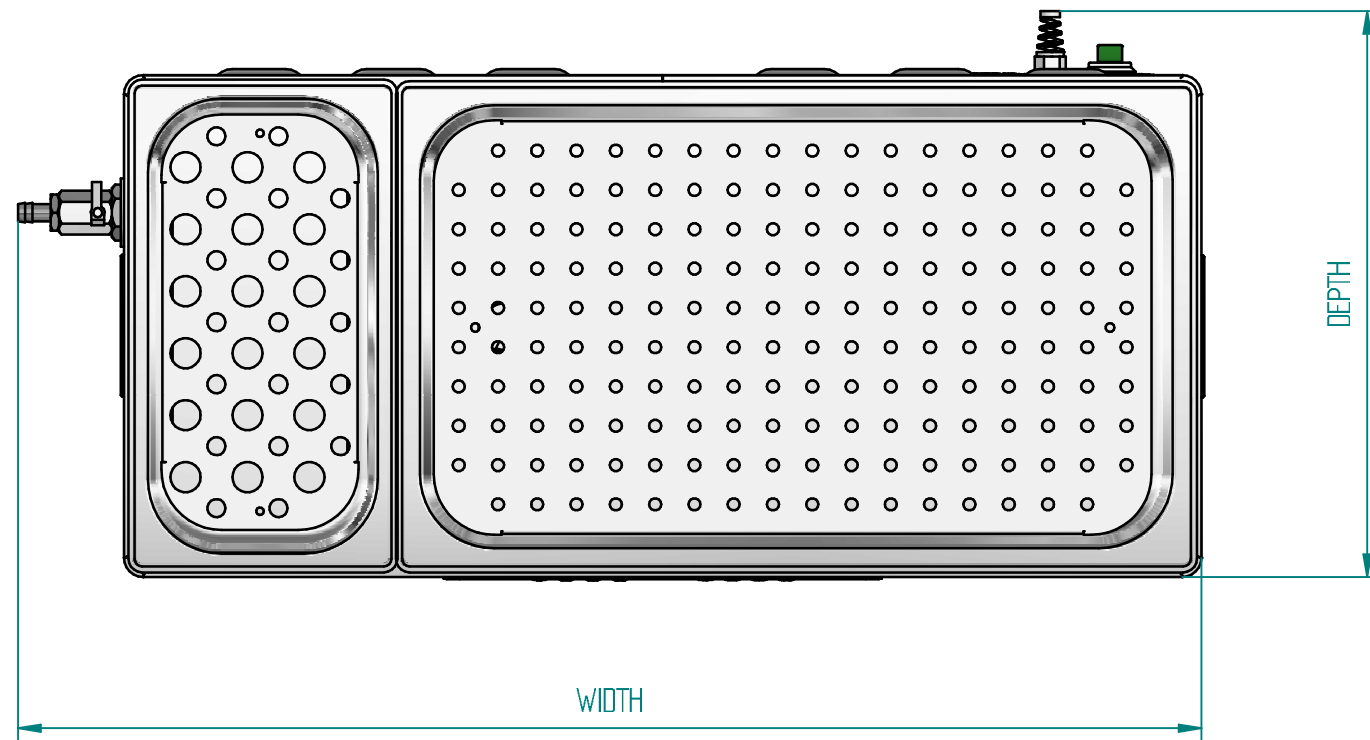
BEND ALLOWANCE U.O.S =  
BRAKE PRESS BLADE USED U.O.S =  
BRAKE PRESS 'V' USED U.O.S =

|       |            |              |            |      |      |
|-------|------------|--------------|------------|------|------|
| DRN   | MJC        | 19           | 04/01/2011 | 5450 | MJC  |
| DATE  | 12/12/2006 | ISSUE        | DATE       | MOD  | SIGN |
| SCALE | N.T.S      | SHEET 2 OF 4 |            |      |      |
| CHK'D | ACR        | DRG No. DIMS |            |      |      |

| DESCRIPTION   | FOODRANGE DIMENSIONS |       | TOLERANCES U.O.S |             |
|---------------|----------------------|-------|------------------|-------------|
| QF050/24/9/02 | MATERIAL             | _____ | HOLE DIA         | + 0.2 mm    |
|               | FINISH               | _____ | HOLE CTRS        | +/- 0.25 mm |
|               |                      |       | GENERAL          | +/- 0.50 mm |



# Clifton



## UNSTIRRED DUOBATHS

| <u>MODEL</u> | <u>WIDTH INCLUDING TAP(S)</u> | <u>DEPTH INCLUDING CABLE GLAND</u> | <u>HEIGHT</u> |
|--------------|-------------------------------|------------------------------------|---------------|
| FLD-4/4      | 362                           | 377                                | 290           |
| FLD-4/8      | 518                           | 377                                | 290           |
| FLD-4/22     | 785                           | 377                                | 290           |
| FLD-8/8      | 677                           | 377                                | 290           |
| FLD-8/22     | 944                           | 377                                | 290           |

## INTERNAL DIMS OF CHAMBERS

|          |     |     |     |
|----------|-----|-----|-----|
| 4 LITRE  | 300 | 152 | 150 |
| 8 LITRE  | 300 | 242 | 150 |
| 14 LITRE | 330 | 300 | 150 |
| 22 LITRE | 505 | 300 | 150 |
| 28 LITRE | 505 | 300 | 200 |
| 56 LITRE | 625 | 505 | 200 |

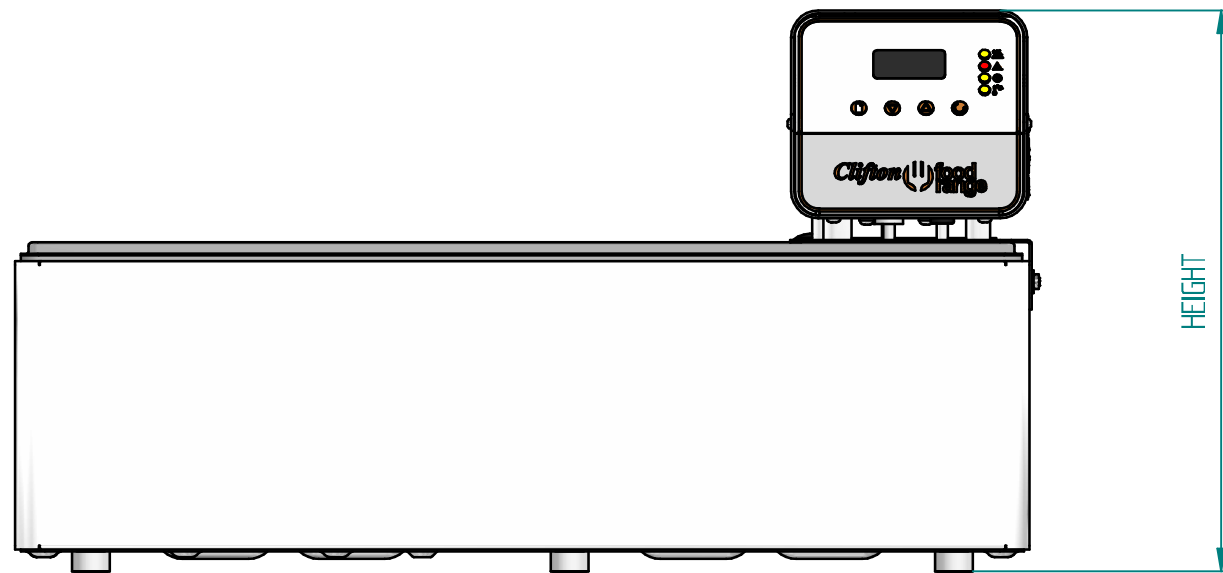
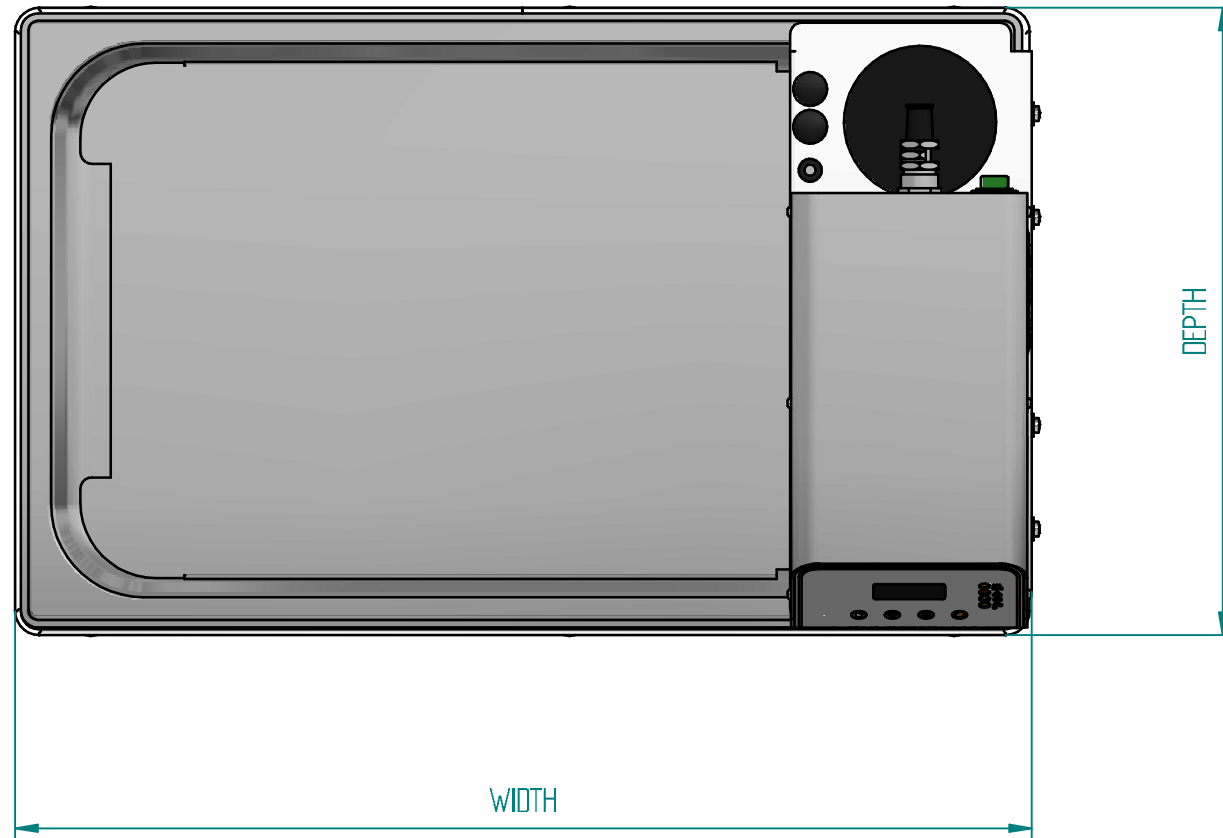
BEND ALLOWANCE U.O.S =  
 BRAKE PRESS BLADE USED U.O.S =  
 BRAKE PRESS 'V' USED U.O.S =

|       |            |              |            |      |      |
|-------|------------|--------------|------------|------|------|
| DRN   | MJC        | 19           | 04/01/2011 | 5450 | MJC  |
| DATE  | 12/12/2006 | ISSUE        | DATE       | MOD  | SIGN |
| SCALE | N.T.S      | SHEET 3 OF 4 |            |      |      |
| CHK'D | ACR        | DRG No.      | DIMS       |      |      |

| DESCRIPTION | FOODRANGE DIMENSIONS |          | TOLERANCES U.O.S    |                   |
|-------------|----------------------|----------|---------------------|-------------------|
|             | QF050/24/9/02        | MATERIAL | FINISH              | HOLE DIA + 0.2 mm |
|             |                      |          | GENERAL +/- 0.50 mm |                   |



# Clifton



## STIRRED WATERBATHS

| <u>MODEL</u>                          | <u>WIDTH</u> | <u>DEPTH</u> | <u>HEIGHT INCLUDING FL4D</u> |
|---------------------------------------|--------------|--------------|------------------------------|
| FL414D                                | 364          | 332          | 294                          |
| FL422D                                | 540          | 332          | 294                          |
| FL428D                                | 540          | 332          | 365                          |
| <b><u>WORKING AREA OF CHAMBER</u></b> |              |              |                              |
| 14 LITRE                              | 218          | 300          | 150                          |
| 22 LITRE                              | 395          | 300          | 150                          |
| 28 LITRE                              | 395          | 300          | 200                          |

BEND ALLOWANCE U.O.S =  
 BRAKE PRESS BLADE USED U.O.S =  
 BRAKE PRESS 'V' USED U.O.S =

|       |            |              |            |      |      |
|-------|------------|--------------|------------|------|------|
| DRN   | MJC        | 19           | 04/01/2011 | 5450 | MJC  |
| DATE  | 12/12/2006 | ISSUE        | DATE       | MOD  | SIGN |
| SCALE | N.T.S      | SHEET 4 OF 4 |            |      |      |
| CHK'D | ACR        | DRG No. DIMS |            |      |      |

| DESCRIPTION | FOODRANGE DIMENSIONS |          | TOLERANCES U.O.S    |                   |
|-------------|----------------------|----------|---------------------|-------------------|
|             | QF050/24/9/02        | MATERIAL | FINISH              | HOLE DIA + 0.2 mm |
|             |                      |          | GENERAL +/- 0.50 mm |                   |

